

ProLine® XE Power Vent

Features

Energy Savings

- Industry-leading energy efficient power vent, with up to a 0.70 EF
- ENERGY STAR® qualified models (except 60 and 75 gallon models)
- 2" CFC-free foam insulation to improve energy efficiency
- Built-in heat traps on the water inlet and outlet reduce the amount of heat lost through piping
- Exceeds NRCan energy efficiency standards

Designed for Performance

- ProLine®XE models are residential water heaters with commercial-grade quality
- Easy to install with a 3-position rotatable blower
- Exclusive TankSaver® design to prolong tank life
- Convenient 3/4" side taps for combination applications on 50 USG high-input and 75 USG models
- Suitable for elevations up to 10,100 ft. (3,078 m)
- Available for both natural gas or propane
- Glass lining provides superior protection against tank corrosion

Safety Features

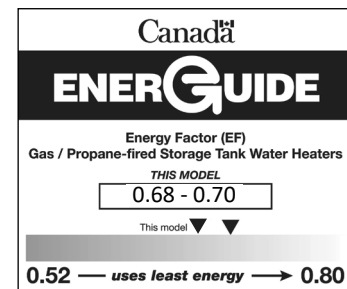
- Sensor detects the presence of flammable vapours and automatically disables the unit, preventing their ignition
- Robust air intake snorkel inhibits flammable vapours from entering the combustion chamber

Serviceability

- State-of-the-art electronic gas control features advanced self-diagnostic capability that makes troubleshooting easy
- Conveniently located T&P and drain valve for ease of installation and serviceability

The Ultimate in Venting Flexibility

- Can be vented with 2", 3" or 4" ULC S636 PVC, CPVC or polypropylene pipe
- Vertical or horizontal venting configurations



WARRANTY

6 year limited tank and parts
 8 year limited tank and parts
 2 or 4 year tank warranty extension kits are available for 6 year models

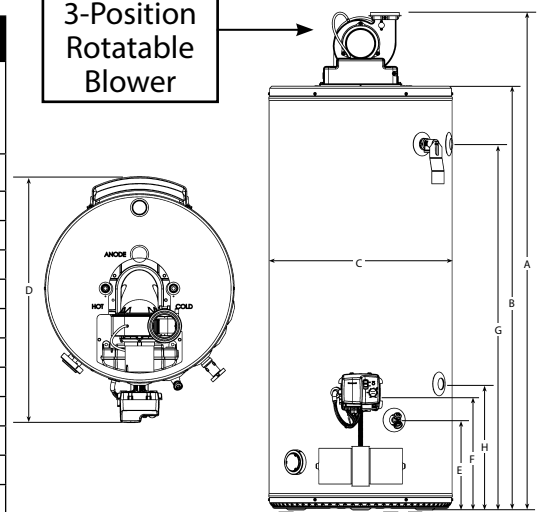
PERFORMANCE

Model	Series	Capacity	Input	Maximum Certified Altitude	Recovery Rate at 90°F Temperature Rise	First Hour Rating	Energy Factor	Warranty Tank/Parts
		USG (L)	BTU/h	FT (M)	GPH (LPH)	GPH (LPH)		Years
NATURAL GAS								
PV40N	200/201	40 (151)	40,000	10,100 (3,078)	44 (167)	73 (276)	0.70	6/6
PV40TN	200/201	40 (151)	50,000	10,100 (3,078)	50 (189)	90 (341)	0.70	6/6
PV50N	200/201	50 (189)	40,000	10,100 (3,078)	44 (167)	90 (341)	0.70	6/6
PV50TN	200/201	50 (189)	50,000	10,100 (3,078)	50 (189)	96 (363)	0.70	6/6
PV50HIN*	200/201	50 (189)	62,000	10,100 (3,078)	69 (261)	110 (416)	0.70	6/6
PV60N	200/201	60 (227)	42,000	10,100 (3,078)	46 (174)	106 (401)	0.70	6/6
PV75N*	200/201	75 (284)	72,000	10,100 (3,078)	80 (303)	155 (587)	0.68	6/6
NATURAL GAS								
PV50NM	200/201	50 (189)	40,000	10,100 (3,078)	44 (167)	90 (341)	0.70	8/8
PV50HINM*	200/201	50 (189)	62,000	10,100 (3,078)	69 (261)	110 (416)	0.70	8/8

For propane models sub N with P. Natural gas models are series 200. Propane models are series 201. All models comply with national energy efficiency regulations.

* Model has side connections

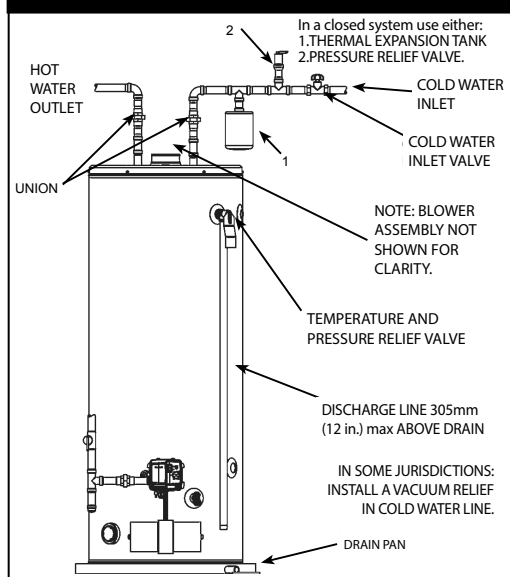
3-Position Rotatable Blower



DIMENSIONS & SHIPPING WEIGHT

Model	Installation Height	Height to Top of Tank	Tank Diameter	Overall Depth	Height to Drain Valve	Height to Gas Inlet	Height to T&P	Height to Upper Side Connection	Height to Lower Side Connection	Shipping Weight
	A IN (CM)	B IN (CM)	C IN (CM)	D IN (CM)	E IN (CM)	F IN (CM)	G IN (CM)	G IN (CM)	H IN (CM)	LB (KG)
NATURAL GAS										
PV40N	59 (150)	49 1/8 (126)	22 (56)	29 1/8 (74)	11 (28)	13 1/4 (34)	42 1/2 (108)	N/A	N/A	174 (79)
PV40TN	68 1/2 (174)	59 1/4 (150)	20 (51)	27 1/8 (69)	11 (28)	13 1/4 (34)	53 1/8 (135)	N/A	N/A	176 (80)
PV50N / PV50NM	60 1/8 (153)	50 3/4 (129)	24 (61)	31 1/8 (79)	11 (28)	13 1/4 (34)	43 3/4 (111)	N/A	N/A	198 (90)
PV50TN	68 1/8 (173)	58 3/4 (149)	22 (56)	29 1/8 (74)	11 (28)	13 1/4 (34)	51 3/4 (131)	N/A	N/A	192 (87)
PV50HIN / PV50HINM	61 1/8 (155)	52 (132)	24 (61)	31 1/8 (79)	11 (28)	13 1/4 (34)	44 1/2 (113)	44 1/2 (113)	15 1/4 (39)	212 (96)
PV60N	67 1/4 (171)	57 7/8 (147)	24 (61)	31 1/8 (79)	11 (28)	13 1/4 (34)	50 3/8 (128)	N/A	N/A	216 (98)
PV75N	70 7/8 (179)	61 1/4 (156)	26 (66)	33 1/8 (84)	11 (28)	13 1/4 (34)	53 (135)	53 (135)	15 1/4 (39)	277 (126)

PREFERRED INSTALLATION



VENT PIPE LENGTHS

Model	Vent Pipe Diameter IN	Minimum Number of Elbows Required*	Maximum Vent Length with one 90° Elbow FT (M)	Minimum Vent Length with one 90° Elbow FT (M)
PV40N	2	0	50 (15.2)	7 (2.1)
PV40TN	3	0	125 (38.1)	50 (15.2)
PV50N / PV50NM				
PV50TN	4	0	180 (54.9)	125 (38.1)
PV60				
PV50HIN / PV50HINM	3	0	50 (15.2)	7 (2.1)
PV75N	4	0	125 (38.1)	50 (15.2)

* Refer to installation manual for further details.

VENT KITS

Description	Part Number
3" Vent Kit Includes coupling for blower outlet and termination screens	100112701
4" Vent Termination Kit Includes termination screens	100112700

For Technical Information/Warranty:
Call 1-888-479-8324 or email techsupport@johnwoodwaterheaters.com
www.johnwoodwaterheaters.com